

Virtual AskQC Office Hours

The mysterious 3xx fields

OCLC Metadata Quality
May 2020



Housekeeping

This session is being recorded



Housekeeping

This session is being recorded

All session recordings, slides, and notes are available at oc.lc/askqc

The screenshot shows the OCLC AskQC website. At the top, there is a navigation bar with the OCLC logo, a search bar, and links for Release Notes, System Status Dashboard, and Contact OCLC Support. Below the navigation bar is a search bar with the text "How can we help you?". The main content area is titled "Previous AskQC office hours" and includes a sub-header "Find past AskQC office hour recordings and supporting materials." The page lists three office hours:

- January 2020 :: Best practices for editing WorldCat bibliographic records**
 - [WebEx recording - January 7](#)
 - [Presentation slides](#)
 - [Summary and member questions](#)
- November 13, 2019 :: Comparisons of searching in Connexion and Record Manager**
 - [WebEx recording](#)
 - [Presentation slides](#)
- October 2019 :: 1, 2, 3, 4, 5: Everything you wanted to know about stats but were afraid to ask**

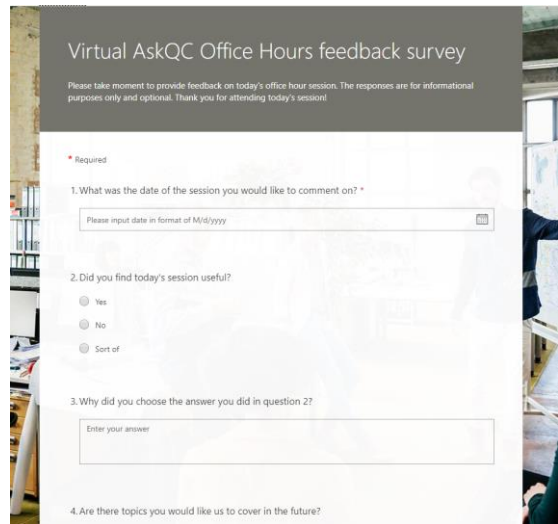
On the right side of the page, there is a "Table of contents" section with a list of 11 items, each corresponding to an office hour recording.

Housekeeping

This session is being recorded

All session recordings, slides, and notes are available at oc.lc/askqc

After the session, you will be directed to a brief, optional survey



The screenshot shows a feedback survey interface. At the top, it says "Virtual AskQC Office Hours feedback survey" and includes a note: "Please take a moment to provide feedback on today's office hour session. The responses are for informational purposes only and optional. Thank you for attending today's session!". Below this, there is a "Required" section with four questions:

1. What was the date of the session you would like to comment on? *
Please input date in format of M/S/yyyy
2. Did you find today's session useful?
 Yes
 No
 Sort of
3. Why did you choose the answer you did in question 2?
Enter your answer
4. Are there topics you would like us to cover in the future?

On the call today



Nathan Putnam

Director of Metadata
Quality



Robin Six

Database Specialist II



Jay Weitz

Senior Consulting
Database Specialist



Charlene Morrison

Database Specialist II



Bryan Baldus

Consulting
Database Specialist



Robert Bremer

Senior Consulting
Database Specialist



The mysterious 3xx fields

Robin Six
Database Specialist II

Jay Weitz
Senior Consulting
Database Specialist

Photo by [João Silas](#) on [Unsplash](#)

6 May 2020

Virtual AskQC Office Hours: The mysterious 3xx fields



Thank you, Nathan. My name is Robin Six and today I will be co-presenting with my colleague, Jay Weitz.

Together, we are going to take a closer look at The Mysterious 3xx Fields.

I will provide a breakdown of the individual fields and will share some examples showing how these fields are used in bibliographic records.

Jay will discuss the vocabularies used and the current best practices for coding these mysterious 3xx fields.

Introduction

Since 2003 there have been 24 3xx fields added to MARC 21.

Recently added 3xx fields

33x: 336, 337, and 338

34x: 340, 341, 342, 343, 344, 345, 346, 347, and 348

38x: 380, 381, 382, 383, 384, 385, 386, and 388

OCLC Bibliographic Formats and Standards (BFAS)

[3xx introduction page](#)

The 3xx fields pertain to information about the physical characteristics, graphic representation, physical arrangement, frequency and chronological/numerical designations for continuing resources, security information, and other related data. For digital resources, the 3xx fields can be used to record reference data, coordinate data, technical specifications, and other information.

Since 2003 there have been 24 3xx fields added to MARC 21

Today we be going over the most recently added 33x, 34x, and 38x fields.

All 3xx MARC fields are included in OCLC's *Bibliographic Formats and Standards* (BFAS). If you normally click into a tag-specific page, or you are unsure where to start, you may wish to check out the Introduction page to that section for guidance as well.

33x fields

336: Content type

337: Media type

338: Carrier type



Photo by [Thomas Fields](#) on [Unsplash](#)

Use fields 336, 337, and 338 to describe content, media, and carrier type of the resource.

With RDA these fields replaced the General Material Designation (GMD), previously recorded in field 245 subfield \dagger h.

33x fields

040		XXX #b eng #e rda #c XXX
245	0 0	Brain and language.
300		volumes : #b illustrations ; #c 23 cm
336		text #b txt #2 rdacontent
337		unmediated #b n #2 rdamedia
338		volume #b nc #2 rdacarrier

040		XXX #b fre #e rda #c XXX
245	0 0	Brain and language.
300		volumes : #b illustrations ; #c 23 cm
336		texte #b txt #2 rdacontent/fre
337		sans médiation #b n #2 rdamedia/fre
338		volume #b nc #2 rdacarrier/fre



Photo by [Sincerely Media](#) on [Unsplash](#)

These examples are from an English cataloged and a French cataloged record for the same English language print title.

You are probably quite familiar with these 33x fields.

While only subfield #a or subfield #b are required, it is beneficial for both to be used in the master bibliographic record.

Subfield #a contains an eye-readable controlled term while the subfield #b contains a machine-readable code.

The subfield #2 contains the MARC code that identifies the source of the term or code used and is followed by a slash and the MARC language code when the term in subfield #a is from a translated version of the original source document or list.

The term in subfield #a and the language code in subfield #2 should be consistent with the language coded in field 040 subfield #b, in other words the language of cataloging, not the language of the item itself.

33x fields

300		12 audio discs (approximately 12 hr.) : #b digital, CD audio ; #c 4 3/4 in. + #e 1 course guidebook (vi, 160 pages : illustrations ; 19 cm)
336		spoken word #b spw #2 rdacontent #3 audio disc
336		text #b txt #2 rdacontent #3 course guidebook
337		audio #b s #2 rdamedia #3 audio disc
337		unmediated #b n #2 rdamedia #3 course guidebook
338		audio disc #b sd #2 rdacarrier #3 audio disc
338		volume #b nc #2 rdacarrier #3 course guidebook

In this example the resource is a Sound Recording with an accompanying guidebook and there are 33x fields for both components of this resource.

The first 336, 337, and 338 fields pertain to the audio discs and the second 336, 337, and 338 fields pertain to the guidebook.

34x fields

340: Physical medium

341: Accessibility content

344: Sound characteristics

345: Projection characteristics of
moving image

346: Video characteristics

347: Digital file characteristics

348: Format of notated music

342: Geospatial reference data

343: Planar coordinate data

Fields 340, 341, 344, 345, 346, 347, and 348 are used to provide information about the accessibility, physical description, and technical specifications of a resource.

Fields 342 and 343 are used for geospatial data sets.

34x fields: 340

300		1 painting : #b oil ; #c 46 x 31 cm, with frame 88 x 74 cm
336		still image #b sti #2 rdacontent
337		unmediated #b n #2 rdamedia
338		sheet #b nb #2 rdacarrier
340		canvas #2 rdamat
340		#c oil #2 rdamat
340		#e wood #2 rdamat




Photo by [Ståle Grut](#) on [Unsplash](#)

Field 340 is used for the physical description information of an item that requires technical equipment for its use.

It is also used for the more granular description information of an item's material properties to facilitate access and discovery or to support collection management.

Here field 340 is used to give a more granular description of a framed oil painting, you can see the preferred use of a separate field for each unique term.

34x fields: 341

300		v, 12 pages of print/braille : #b illustrations ; #c 28 cm.
336		text #b txt #2 rdacontent
336		tactile text #b tct #2 rdacontent
337		unmediated #b n #2 rdamedia
338		volume #b nc #2 rdacarrier
341		textual #e braille
500		Opposite pages in braille.

Field 341 is used to convey information about the mode of access of a resource.

This example is for a resource which has both print text and braille.

Subfield #a indicates the sensory mode that is required to access the content of the resource without using any of the assistive/adaptive features while subfield #e shows the tactile assistive features and adaptations that enable access to the content of the resource through touch.

34x fields: 341

300		4 videodiscs (789 min.) : #b sound, color ; #c 4 3/4 in.
336		two-dimensional moving image #b tdi #2 rdacontent
337		video #b v #2 rdamedia
338		videodisc #b vd #2 rdacarrier
340		#b 4 3/4 in.
340		#g color #2 rdacpc
341	1	auditory #b captions

This example shows there are captions on the videodiscs.

Here again subfield #a indicates the sensory mode that is required to access the content of the resource without assistance, while subfield #b shows the type of textual assistance available.

34x fields: 344



Photo by [James Sutton](#) on [Unsplash](#)

300		1 audio disc (45 min.) ; #c 12 in.
336		spoken word #b spw #2 rdacontent
337		audio #b s #2 rdamedia
338		audio disc #b sd #2 rdacarrier
340		vinyl #2 rdamat
340		#b 12 in.
344		analog #2 rdatr
344		#c 33 1/3 rpm
344		#d microgroove #2 rdagw
344		#g stereo #2 rdacpc

Field 344 gives the technical specifications relating to the encoding of sound in the resource.

This example shows the sound characteristics for a vinyl record, again, you can see the preferred use of a separate field for each unique term.

34x fields: 347



Photo by [Phil Hearing](#) on [Unsplash](#)

300		1 audio disc (43 min., 53 sec.) ; #c 4 3/4 in.
336		performed music #b prm #2 rdacontent
337		audio #b s #2 rdamedia
338		audio disc #b sd #2 rdacarrier
340		#b 4 3/4 in.
344		digital #2 rdatr
344		#b optical #2 rdarm
344		#g stereo #2 rdapc
344		#c 1.4 m/s
347		audio file #2 rdaft
347		#b CD audio

A little out of order is the 347 field, it is for the technical specifications relating to digital encoding of text, image, audio, video, and other types of data in a tangible resource.

This example shows the sound characteristics for a music CD, you can see two 347 fields have been added to capture the digital file characteristics.

34x fields: 346, 347

300		1 videodisc (102 min.) : #b sound, color ; #c 4 3/4 in.
336		two-dimensional moving image #b tdi #2 rdacontent
337		video #b v #2 rdamedia
338		videodisc #b vd #2 rdacarrier
340		DVD video
340		#b 4 3/4 in. #2 rda
340		#g color
344		digital #2 rdatr
344		#b optical #2 rdarm
344		#g stereo #2 rdacpc

344		#g surround #2 rdacpc
344		#h 2.0 Dolby digital
344		#h 5.1 Dolby digital
346		#b NTSC #2 rdabs
347		video file #2 rdaft
347		#b DVD video
347		#e region 1 #2 rdare
380		Motion pictures #2 lcgft
386		Indians of North America #2 lcsh

This record example is for a DVD video that includes the 346 field for the video characteristics as well as the 347 for the digital characteristics.

While the 38x fields are coming up later, I wanted to include the 380 and 386 in this example as these fields were also present in the record.

Looking at *all* the 3xx fields, we can see how they work together to describe the characteristics of a resource.

34x fields: 345

300		4 film reels (153 min., 5,508 ft.) : #b sound, color ; #c 34 cm, 16 mm
336		two-dimensional moving image #b tdi #2 rdacontent
337		projected #b g #2 rdamedia
338		film reel #b mr #2 rdacarrier
345		Panavision #2 rdapf



Photo by [Denise Jans](#) on [Unsplash](#)

Field 345 is used to record the projection characteristics of a moving image resource.

It corresponds to RDA 3.17, Projection Characteristic of Motion Picture Film, and is explicitly limited to actual motion picture film, its presentation, and its projection.

It should not be used for any other video format, including DVDs or Blu-ray discs.

34x fields: 348




Photo by [Marius Masalar](#) on [Unsplash](#)

048					vn01 #a ka01
300					1 vocal score (238 pages) ; #c 31 cm
336					notated music #b ntm #2 rdacontent
337					unmediated #b n #2 rdamedia
338					volume #b nc #2 rdacarrier
348					vocal score #2 rdafnm
382	0	1			singer #n 1 #a piano #n 1 #p guitar #n 1 #2 lcmtpt


Field 348 is used for the musical or physical layout of the content of a resource that is presented in the form of musical notation.

This example is for a vocal score and I've included the 048 field for the number of musical instruments or voices coding and the 382 field present in the record for the medium of performance.

34x fields: 342, 343

336			cartographic image #b cri #2 rdacontent
337			computer #b c #2 rdamedia
338			computer disc #b cd #2 rdacarrier
342	0	2	Lambert Azimuthal Equal Area #g -175.0 #h 70.0 #q Clarke 1866 #r 6370997 #s 294.98
343			Coordinate pair #b meters
352			Vector #b Entity point, complete chain, GT-Polygon composed of chains

Photo by [Annie Spratt](#) on [Unsplash](#)

20 May 2020 Virtual AskQC Office Hours: The mysterious 3xx fields 

As mentioned earlier, fields 342 and 343 are used for geospatial data sets.

This example is for a computer disc (CD-ROM) of sea-floor images and data from multi-beam surveys.

Field 342 is for geospatial reference data and is used for the description of the frame of reference for the coordinates in a data set.

Field 343 is for planar coordinate data and is used for information about the coordinate system developed on a planar surface.

While looking for an example for these fields, it seemed field 352 usually appears with them so I have included it from the record. Field 352 indicates the description of the method of referencing and the mechanism used to represent graphic information in a data set.

38x fields: 380, 381

300		1 score (66 pages) ; #c 31 cm
336		notated music #b ntm #2 rdacontent
337		unmediated #b n #2 rdamedia
338		volume #b nc #2 rdacarrier
380		Ballets (Music) #2 lcgft
381		arranged
382	0 1	piano #n 1 #s 1 #2 lcmpt
500		The orchestral parts are arranged for piano.



Photo by [Donald Giannatti](#) on [Unsplash](#)

Use fields 380 and 381 for the form and any other characteristic that is not accommodated in a special field that characterizes works or expressions associated with the described resource.

This example is for a score arranged for the piano which was written to be played for a ballet.

38x fields: 380, 381

240	1	0	Poems. #k Selections
336			text #b txt #2 rdacontent
337			unmediated #b n #2 rdamedia
338			volume #b nc #2 rdacarrier
380			Poetry #2 marcgt
381			Selections

Photo by [Johannes Plenio](#) on [Unsplash](#)



These fields can also be used to describe non-musical resources, in this case they are used to indicate selections of poetry.

38x fields: 382, 383, 384

300		1 score (11 pages) and 2 parts ; #c 32 cm.
336		notated music #b ntm #2 rdacontent
337		unmediated #b n #2 rdamedia
338		volume #b nc #2 rdacarrier
382	0 1	flute #n 1 #p violin #n 1 #a piano #n 1 #a cello #n 1 #s 3 #2 lcr
383		#b op. 13
384		D minor




Photo by [Denise Jans](#) on [Unsplash](#)

Use fields 382, 383, and 384 for medium of performance, numeric designation, and key of musical works or expressions associated with the described resource.

In this example field 382 shows the instrumental medium of performance, field 383 shows the opus number, and field 384 shows the key of the musical work.

38x fields: 385, 386

385	#m Educational level group: #n edu #a Sixth grade students #2 lcdgt
385	#m Educational level group: #n edu #a Seventh grade students #2 lcdgt
385	#m Educational level group: #n edu #a School children #2 lcdgt
385	#m Educational level group: #n edu #a Middle students #2 lcdgt
385	#m Age group: #n age #a Children #2 lcdgt
385	#m Age group: #n age #a Preteens #2 lcdgt
386	#i Author: #m National/regional group: #n nat #a British Columbians #2 lcdgt
386	#i Illustrator: #m National/regional group: #n nat #a Canadians #2 lcdgt
386	#m Gender group: #n gdr #a Women #2 lcdgt

Use fields 385 and 386 to characterize the audience and creators/contributors of works or expressions associated with the described resource.

Field 385 describes the category of persons for which a resource is intended or a category of persons representing the intellectual level for which the content of a resource is considered appropriate.

Here the 385 fields indicate the educational level and age group the work is intended for.

And the 386 fields show the categories to which the author and illustrator belong.

38x fields: 388

245	1	0	Conflict and tension in the Far East : #b key documents, 1894-1960 /
264	1		Seattle : #b University of Washington Press, #c [1961]
386			#m Gender group: #n gdr #a Men #2 lcdgt
386			#m Nationality/regional group: #n nat #a Americans #2 lcdgt
386			#m Occupational/field of activity group: #n occ #a Journalists #2 lcdgt
388	1		Nineteenth century #2 lcsh
388	1		Twentieth century #2 lcsh
388	2		Twentieth century #2 lcsh



Photo by [Mr Cup / Fabien Barral](#) on [Unsplash](#)

Use field 388 for the time period of creation or origin of the work or expression associated with the described resource.

In this example the 388 fields tell us these key documents from American male journalists were created in the 19th and 20th centuries and the aggregate work was created in the 20th century.

And now I will turn it over to Jay, who will talk about vocabularies and current best practices.



Vocabularies and best practices

Photo by [William Hook](#) on [Unsplash](#)

26 May 2020

Virtual AskQC Office Hours: The mysterious 3xx fields



Vocabularies and Best Practices

Thank you, Robin.

Robin has dispelled a good deal of the mystery surrounding the 3XX fields, or so we hope. My name is Jay Weitz and I'm going to do my best to demystify more by talking about the sometimes-complicated relationships between these fields and various controlled vocabularies as well as the current best practice recommendations.

Languages of Cataloging and Descriptive Conventions

040 XXX \$b eng \$e rda \$c XXX
 336 text \$b txt \$2 rdacontent
 337 unmediated \$b n \$2 rdamedia
 338 volume \$b nc \$2 rdacarrier

040 XXX \$b ger \$e rakwb \$c XXX
 336 Text \$b txt \$2 rdacontent/ger
 337 ohne Hilfsmittel zu benutzen \$b n
 \$2 rdamedia/ger
 338 Band \$b nc \$2 rdacarrier/ger

040 XXX \$b por \$e rda \$c XXX
 336 texto \$b txt \$2 rdacontent/por
 337 não mediado \$b n \$2 rdamedia/por
 338 volume \$b nc \$2 rdacarrier/por

040 XXX \$b dut \$e fobidrtb \$c XXX
 336 tekst \$b txt \$2 rdacontent/dut
 337 zonder medium \$b n
 \$2 rdamedia/dut
 338 band \$b nc \$2 rdacarrier/dut

Languages of Cataloging and Descriptive Conventions

Please allow me to preface all of this with the reminder that most details of what both Robin and I are talking about today refer to cataloging in the English language under the descriptive conventions of *Resource Description and Access* (RDA). Your institution may catalog in a language other than English (as reflected in field 040 subfield \$b) and may follow instructions other than RDA (as reflected in field 040 subfield \$e). If so, the vocabularies and their MARC Code identifiers may well differ, but the underlying principles regarding MARC and the relationships among the fields and the vocabularies still apply.

RDA-era fields

33x: 2009	380: 2010
341: 2018	381: 2010
344: 2011	382: 2010
345: 2011	383: 2010
346: 2011	384: 2010
347: 2011	385: 2013
348: 2015	386: 2013
	388: 2014

Legacy field 340

340
\$g - Color content [NEW, 2017]
\$j - Generation [NEW, 2011]
\$k - Layout [NEW, 2011]
\$m - Book format [NEW, 2011]
\$n - Font size [NEW, 2011]
\$o - Polarity [NEW, 2011]
\$0 - Authority record control number or standard number [NEW, 2011]
\$1 - Real World Object URI [NEW, 2017]
\$2 - Source [NEW, 2011]

RDA-Era Fields and Legacy Field 340

As Robin has already said, many of the 33x, 34x, and 38x fields are of relatively recent vintage within MARC 21, by which I mean that they were defined during what we might call the RDA era. Of these, the 33x fields are the oldest, having been defined in 2009. Except for the three legacy fields of 340, 342, and 343, each of the other 34x fields date from 2011 or later. All eight of the 38x fields date from 2010 and onward. Of the twenty subfields defined in the legacy field 340, nine of those subfields also date from 2011 or later. At the virtual MARC Advisory Committee meeting planned for ALA Annual in June 2020, there is a discussion paper suggesting the addition of another subfield to field 340 to accommodate Type of Binding.

The point here is not to celebrate field and subfield birthdays, especially not in these socially distant times, but to remind us that these newer 33x, 34x, and 38x fields and subfields did not invade MARC like some virus. Instead, most have been defined to correspond to specific RDA elements, generally in either the current Chapter 3 for “Describing Carriers” or Chapter 7 for “Describing Content.”

Media Type: field 337 subfield \$2 rdamedia

RDA media terms – 337 \$a	RDA media terms, MARC codes – 337 \$b
audio	s
computer	c
microform	h
microscopic	p
projected	g
stereographic	e
unmediated	n
video	v
other	x
unspecified	z

3.2 Media Type

3.2.1 Basic Instructions on Recording Media Type

...

3.2.1.3 Recording Media Type

Record a media type using one or more of the terms from the following list.

...

audio
computer
microform
microscopic
projected
stereographic
unmediated
video

If none of the terms in the list applies to the manifestation being described, record other.

If a media type applicable to the manifestation being described cannot be readily ascertained, record unspecified.

Media Type: Field 337 Subfield \$2 rdamedia

As an example, let's look more closely at one RDA element and the corresponding MARC field that has become familiar during the past decade: "Media Type," RDA 3.2 and MARC field 337. On the right are excerpts from RDA 3.2 that include the controlled vocabulary for Media Type. On the left are excerpts from the "Term and Code List for RDA Media Types" (<https://www.loc.gov/standards/valuelist/rdamedia.html>) that include both the controlled terms for field 337 subfield \$a and the MARC Codes for field 337 subfield \$b, identified in field 337 subfield \$2 with the source code "rdamedia".

The situation is identical in fields 336 for Content Type (corresponding to RDA 6.9 and the source code "rdacontent") and field 338 for Carrier Type (corresponding to RDA 3.3 and the source code "rdacarrier").

Field 34x with and without vocabularies

Controlled Vocabularies

Usually in the [RDA Registry](#)

Vocabulary Not Possible

Dimensions

Speeds

No Current Vocabulary

Under development?

Overlooked?



Image by Kai Dahms on Unsplash

34xs With and Without Vocabularies

Among the 34x fields and subfields, we don't find the same uniformity as in the trio of 33x fields. Many of the 34x fields and subfields have specific controlled vocabularies, which are usually found in the RDA Registry (<https://www.rdaregistry.info/>). Other 34x elements don't lend themselves to controlled vocabularies, often because they have something to do with such highly variable attributes as dimensions or speed. Some of the 34x elements may be future candidates for controlled vocabularies but don't currently have one. In those cases, a vocabulary may (or may not) be under development in one of the specialist communities or may have been overlooked.

Single subfield/single vocabulary

[RDA Broadcast Standard \(rdabs\)](#)

RDA 3.18.3.3

Video Characteristics field 346
subfield \$b for Broadcast Standard

[RDA Regional Encoding \(rdare\)](#)

RDA 3.19.6.3

Digital File Characteristics field 347
subfield \$e for Regional Encoding

Single Subfield/Single Vocabulary

In most cases, a specific RDA controlled vocabulary is associated with a single MARC field and subfield. For instance, the RDA Broadcast Standard vocabulary (rdabs; <https://www.rdaregistry.info/termList/broadcastStand/>) is associated solely with the Video Characteristics field 346 subfield \$b for Broadcast Standard, which corresponds to RDA 3.18.3.3. The RDA Regional Encoding vocabulary (rdare; <https://www.rdaregistry.info/termList/RDARegionalEncoding/>) is associated solely with Digital File Characteristics field 347 subfield \$e for Regional Encoding, which corresponds to RDA 3.19.6.3.

Multiple subfields/multiple vocabularies

Multiple subfields

RDA 3.6.1.3, 3.7.1.3, 3.7.2.3, and 3.8.1.3

Physical Medium field 340

Subfield \$a (Material Base and Configuration)

Subfield \$c (Materials Applied to Surface)

Subfield \$e (Support)

- [RDA Material \(rdmat\)](#)

Multiple vocabularies

RDA 3.16.5.3

Sound Characteristics field 344 subfield

\$d (Groove Characteristics)

- [RDA Groove Pitch of an Analog Cylinder \(rdagrp\)](#)
- [RDA Groove Width of an Analog Disc \(rdagw\)](#)

Multiple subfields/Multiple vocabularies

In some cases, however, an RDA vocabulary may be used in multiple fields or subfields. For instance, the RDA Material vocabulary (rdamat; <https://www.rdaregistry.info/termList/RDAMaterial/>), which corresponds to RDA 3.6.1.3, 3.7.1.3, 3.7.2.3, and 3.8.1.3, may be used in three different subfields in the Physical Medium field 340, subfields \$a (Material Base and Configuration), \$c (Materials Applied to Surface), and \$e (Support).

In other cases, more than one RDA vocabulary may be used in a single subfield, although not at the same time or in the same field. For instance, the Sound Characteristics field 344 subfield \$d (Groove Characteristics), which corresponds to RDA 3.16.5.3, may have terms from either the RDA Groove Pitch of an Analog Cylinder (rdagrp; <https://www.rdaregistry.info/termList/groovePitch/>) or the RDA Groove Width of an Analog Disc (rdagw; <https://www.rdaregistry.info/termList/grooveWidth/>) vocabulary.

34x subfields not associated with vocabulary

Physical Medium field 340

Subfield \$b (Dimensions) (RDA 3.5.1.4)
Subfield \$h (Location Within Medium) (No corresponding RDA instruction)
Subfield \$i (Technical Specifications of Medium) (RDA 3.20.1.3)

Accessibility Content field 341 (RDA 7.14)

Sound Characteristics field 344 (RDA 3.16)

Subfield \$c (Playing Speed) (RDA 3.16.4.3)
Subfield \$f (Tape Configuration) (RDA 3.16.7.3)

Projection Characteristics of Moving Image field 345 (RDA 3.17)

Subfield \$b (Projection Speed) (RDA 3.17.3.3)

Digital File Characteristics field 347 (RDA 3.19)

Subfield \$b (Encoding Format) (RDA 3.19.3)
Subfield \$c (File Size) (RDA 3.19.4.3)
Subfield \$d (Resolution) (RDA 3.19.5.3)
Subfield \$f (Encoded Bitrate) (RDA 3.19.7.3)

34x Subfields Not Associated With Vocabulary

Among the 34x subfields that are not currently associated with a controlled vocabulary, most of them for obvious reasons, are:

- Physical Medium field 340
 - Subfield \$b (Dimensions) (RDA 3.5.1.4)
 - Subfield \$h (Location Within Medium) (No corresponding RDA instruction)
 - Subfield \$i (Technical Specifications of Medium) (RDA 3.20.1.3)
- Accessibility Content field 341 (RDA 7.14)
- Sound Characteristics field 344 (RDA 3.16)
 - Subfield \$c (Playing Speed) (RDA 3.16.4.3)
 - Subfield \$f (Tape Configuration) (RDA 3.16.7.3)
- Projection Characteristics of Moving Image field 345 (RDA 3.17)
 - Subfield \$b (Projection Speed) (RDA 3.17.3.3)
- Digital File Characteristics field 347 (RDA 3.19)
 - Subfield \$b (Encoding Format) (RDA 3.19.3)
 - Subfield \$c (File Size) (RDA 3.19.4.3)
 - Subfield \$d (Resolution) (RDA 3.19.5.3)
 - Subfield \$f (Encoded Bitrate) (RDA 3.19.7.3)

Some of these subfields have no associated vocabulary because they represent widely variable and nonstandard measurements such as “Encoded Bitrate” or “File Size;” some because they are entirely free text attributes such as “Location Within Medium” or “Technical Specifications of Medium.” Some may be candidates for controlled vocabularies that have not yet been developed but could be, such as “Tape Configuration” or “Encoding Format.” The relatively new Accessibility Content field 341, which was defined in 2018 and corresponds to RDA 7.14, is a prime candidate for controlled vocabularies.

Using uncontrolled terms

**“USE ONE OR MORE
APPROPRIATE TERMS FROM
THE FOLLOWING LIST ...**

340 \$d stamping \$2 rdapm

340 \$d handwritten

[RDA Production Method \(rdapm\)](#)

*If none of the terms in
the list is appropriate or
sufficiently specific, use
another concise term or
terms”*

340 \$g polychrome \$2 rdacc

340 \$g color

[RDA Colour Content \(rdacc\)](#)

Using Uncontrolled Terms

Even if you are cataloging in English using RDA, there will be instances where the RDA value vocabulary that covers a field and subfield does not include a suitable term. Many such instructions in RDA will have some variation on the statements: “Use one or more appropriate terms from the following list ... If none of the terms in the list is appropriate or sufficiently specific, use another concise term or terms”

In the examples on the right, the Physical Medium 340 subfield \$d for Information Recording Technique, the RDA Production Method vocabulary (rdapm; <https://www.rdaregistry.info/termList/RDAproductionMethod/>) includes twenty controlled terms including “stamping,” which is defined as “A production method consisting of the application of pressure to make an impression on the surface of a material.” But there is no controlled term for materials produced by handwriting, so an uncontrolled term without subfield \$2 may be used.

In the Physical Medium 340 subfield \$g for Color Content, only two controlled terms have been defined in the RDA Colour Content vocabulary (rdacc; <http://www.rdaregistry.info/termList/RDAColourContent/>), “monochrome” and

“polychrome.” In the United States, many institutions will continue to prefer using such uncontrolled terms as “black and white” and “color.”

38x controlled vocabularies

380 – Form of Work

[Subject Heading and Term Source Codes](#)

381 – Other Distinguishing Characteristics of Work or Expression

[Subject Heading and Term Source Codes](#)

385 – Audience Characteristics

[Subject Heading and Term Source Codes](#)

[Target Audience Code and Term Source Code](#)

386 – Creator/Contributor Characteristics

[Subject Heading and Term Source Codes](#)

38x Controlled Vocabularies

Among the 38x fields, there are several for which controlled terms from any appropriate Subject Heading and Term Source Code list (<https://www.loc.gov/standards/sourcelist/subject.html>) may be used: 380 for Form of Work, 381 for Other Distinguishing Characteristics of Work or Expression, 385 for Audience Characteristics, and 386 for Creator/Contributor Characteristics. For field 380 and 381, uncontrolled terms are also commonly used.

In addition to the more general subject controlled vocabularies, field 385 may use controlled terms specifically from the Target Audience Code and Term Source Codes list (<https://www.loc.gov/standards/sourcelist/target-audience.html>), including the LC Demographic Group Term and Code List (lcdgt; <https://www.loc.gov/standards/valuelist/lcdgt.html>).

38x controlled vocabularies

382 – Medium of Performance

[Musical Instrumentation and Voice Code Source Codes](#)

383 – Numeric Designation of Musical Work

Thematic Index Code Source Codes

384 – Key

No controlled vocabulary

388 – Time Period of Creation

[Subject Heading and Term Source Codes](#)

[Temporal Term Source Codes](#)

38x Controlled Vocabularies

Field 382 for Medium of Performance may use any of the Musical Instrumentation and Voice Code Source Codes lists (<https://www.loc.gov/standards/sourcelist/musical-instrumentation.html>), including the LC Medium of Performance Thesaurus (lcmpt), to identify the source of the term in subfield \$a (Medium of Performance), \$b (Soloist), \$d (Doubling Instrument), and/or \$p (Alternative Medium of Performance).

Field 383 for Numeric Designation of Musical Work may use one of the Thematic Index Code Source Codes to specify the source of the code cited in subfield \$d (Thematic Index Code).

Field 384 for musical Key currently uses no controlled vocabulary.

Field 388 currently has no specific controlled term list but temporal controlled terms from any appropriate Subject Heading and Term Source Code list (<https://www.loc.gov/standards/sourcelist/subject.html>) may be used. There is a Temporal Term Source Codes list

(<https://www.loc.gov/standards/sourcelist/temporal.html>), but since its own creation in 2014, it has remained timelessly devoid of any defined list.

Best practices

MLA <u>Supplements to Best Practices for Music Cataloging Using RDA and MARC21</u>	344 \$a digital \$2 rdatr 344 \$b optical \$2 rdarm 344 \$g surround \$2 rdacpc 344 \$g mono \$2 rdacpc
OLAC best practices documents at <u>Publications And Training Materials</u> page	347 \$a video file \$2 rdaft 347 \$b 4K Ultra HD Blu-ray

Best Practices

During 2017 and 2018, a joint task group of the Music Library Association Cataloging and Metadata Committee (MLA CMC) and the Online AV Catalogers Cataloging Policy Committee (OLAC CAPC) produced recommendations on consistent treatment of the 33x and 34x fields and their associated controlled vocabulary source codes. Generalized expansions of these recommendations came to be reflected in the best practices of both MLA and OLAC as well as in OCLC's preferred practices in *Bibliographic Formats and Standards*.

In general, prefer the use of a separate field for each unique term. Think of it as controlled vocabulary social distancing. Both the MLA and OLAC best practices do allow for the use of a single field when all its controlled terms derive from the same vocabulary, but OCLC prefers separate fields.

For guidance on describing and encoding the attributes of notated music and audio carriers, see the Music Library Association's Supplements to Best Practices for Music Cataloging Using RDA and MARC21 (<http://cmc.blog.musiclibraryassoc.org/mla-best-practices/>). For guidance on describing and encoding the attributes of videos and

other digital and tangible carriers see OLAC's various best practices documents linked from its Publications And Training Materials page (<https://olacinc.org/training-publications>).

On the call today



Nathan Putnam
Director of Metadata
Quality



Robin Six
Database Specialist II



Jay Weitz
Senior Consulting
Database Specialist



Charlene Morrison
Database Specialist II



Bryan Baldus
Consulting
Database Specialist



Robert Bremer
Senior Consulting
Database Specialist

Thank you!

June Virtual AskQC Office Hours
Updates on OCLC encoding levels

Tuesday, June 2 at 9:00 AM Eastern
Thursday, June 11 at 4:00 PM Eastern

Registration and session links
available at oclc.org/askqc

Send cataloging policy questions at
any time to askqc@oclc.org



Photo by [Eric Rothermel](#) on [Unsplash](#)